

ARTICLE 16F:

ARTICLE 16F: To see if the Town will vote to appropriate a sum of money for the purpose of construction of Pickle Ball Courts on the property known as Forges Field located off Long Pond Road Plymouth MA pursuant to G.L. c. 44B Section 12 and G.L. c. 184 Sections 31-33, and to appropriate said sum from the Fiscal Year 2021 Community Preservation Act estimated annual revenues, Community Preservation Reserves, or other available funds for such purposes and further to authorize the Board of Selectmen to grant a recreational restriction, or take any other action relative thereto.

COMMUNITY PRESERVATION COMMITTEE

RECOMMENDATION: Approval \$170,000 (8-2-0)

The Advisory & Finance Committee recommends Town Meeting approve Article 16F. The purpose of Article 16F is to utilize \$120,000 in CPC funds and \$50,000 in Recreation funds for the creation of six (6) Pickle-Ball Courts at Forges Field. The Recreation Revolving Fund will commit to future maintenance costs of the Pickle-Ball Courts.



TOWN OF PLYMOUTH COMMUNITY PRESERVATION COMMITTEE

MEMO

TO: Town Meeting, Board of Selectmen, and the Advisory & Finance Committee
From: The Community Preservation Committee
Re: ANNUAL FTM 2020: CPA Article 16F Recreational Fund

ARTICLE 16F: To see if the Town will vote to raise Community Preservation receipts or transfer from Community Preservation available funds for a sum for the purpose of renovations to Forges Field for the purpose of construction of Pickle Ball Courts on the property located off Forges Road Plymouth MA pursuant to G.L. c. 44B Section 12 and G.L. c. 184 Sections 31-33 and also be used a match to a PARC Grant, any balance of funds left over after the renovation would revert back to the Community Preservation Fund and further to authorize the Board of Selectmen to accept the recreational restriction, or take any other action relative thereto.

COMMUNITY PRESERVATION COMMITTEE

CPC RECOMMENDATION: Approval (unanimous)

The Community Preservation Committee voted to recommend Article 16F to Spring Town Meeting 2020.

SUMMARY & INTENT:

The Community Preservation Committee is recommending Article 16F to Spring Town Meeting 2020 to utilize CPA Open Space Recreational Fund for the renovations to Forges Field to provide 6 new courts for pickle ball. The Department of Recreation will provide \$50,000.00 as match from the Departments Programing Revolving Account Fund.



PLEASE SEND 11 COPIES (DOUBLE-SIDED) OF YOUR APPLICATION TO:
The Community Preservation Committee, Plymouth Town Hall
26 Court Street, Plymouth, MA 02360

Applications may also be dropped off at the Town Clerk's office.
or in the CPC mailbox at Plymouth Town Hall.

The deadline for submitting an application is last Friday in February for Spring Town Meeting,
and last Friday in June for Fall Town Meeting.

MEMORANDUM OF UNDERSTANDING

Project Name: Pickleball Court Construction at Forges


Applicant Name: Anne Slusser-Huff

Address: 26 Court St. Plymouth, MA 02360

Phone #: 508-747-1620 E-mail: aslusser@townhallplymouth.ma.us

I understand that there are certain conditions and responsibilities involved in receiving CPA funding.
My signature below indicates that I have read the following conditions and agree to follow them if my
application is recommended to and approved by Town Meeting:

1. I understand that the funding process follows procedures described in the Community Preservation Act, M.G.L. Ch. 44B and that this places certain restrictions on how payments may be made.
2. In order to acknowledge the Community Preservation Act, and thus the contributions of the Plymouth taxpayers, I will:
 - Order, pay for and place a temporary "Community Preservation Works" sign or banner in front of the project. The Community Preservation Committee will provide the approved design. Approximate cost for the banner is generally \$250-\$300.
 - Acknowledge the contributions of the Community Preservation Act in all press releases, newsletters, and other publicity.
 - Include recognition of the Community Preservation Act if a permanent plaque or sign is placed on the project.
3. If requested I will supply the Community Preservation Committee with quarterly financial up-dates the project.
4. As needed, I will assist in the process of obtaining the required deed restriction to help protect the property in perpetuity.
5. The Applicant agrees to adhere to the intent and the spirit of the presentation made to Town Meeting.

Anne Slusser-Huff
Print Name

Signature

1/8/2020
Date

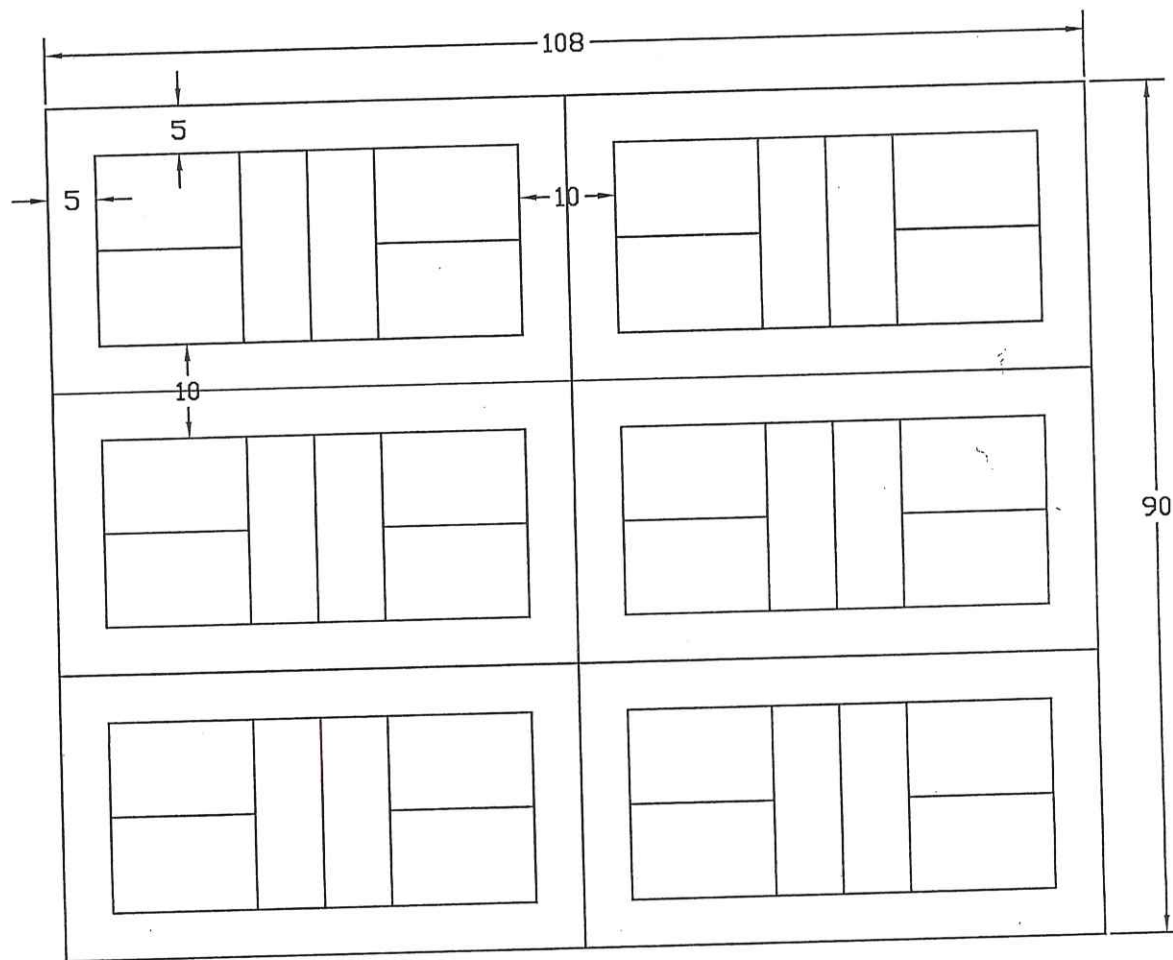


ASH
initial here


TECHNICAL SPECIFICATIONS and PLANS

- Construct six (6) new pickleball courts over existing parking lot area at Forges Field in compliance with the USA Pickleball Association (see Attachment A for exact location). The six (6) new courts will become the first Pickleball courts in the town of Plymouth.
- Remove and dispose of the parking lot wood fence and wood parking posts where the pickleball courts will lay.
- A survey crew will be required to mark the corners and elevations of the new court location.
- Excavation and Filling - The sites will be excavated, filled and compacted to provide the desired finished subgrade elevations and slope of 1" in 10' in one plane across the court.
- Finish Subgrade - The subgrade of the court will be shaped to true and even lines and compacted to assure a uniform thickness of the base course.
- Asphalt - A 1½" thick surface course of plant-mix asphalt shall be placed over the base course. (Paved area will be a few inches larger than finished asphalt dimensions so that all sides of the court can be sawed to straight and square edges with an asphalt saw).
- The total area of overlay will be 108' in length and 90' in width. Each Pickleball Court is 44' long and 20' wide (see Attachment B). An extra 5' is wanted at the back of the courts and 10' in between the courts on each side.
- Saw Edges - With an asphalt saw, cut all sides of the court and remove excess asphalt leaving an asphalt slab; please view Attachment B for the layout and dimensions.
- Clean court surface of all dirt, debris and loose material.
- Corrective Patching - Using tennis court grade patch-mix: fill any "birdbaths" that hold water deep enough to cover a nickel measured one hour after a rain under normal (sunshine) drying conditions and cover and fill any rough or raveled areas of asphalt. The edges of all patches will be scraped or ground smooth so that patches are not visible through the finished surface.
- Leveling Course - Apply two (2) successive coats of sand-acrylic resurfacer mix to the entire surface of the courts with a broad squeegee according to manufacturer's recommended coverage rates.

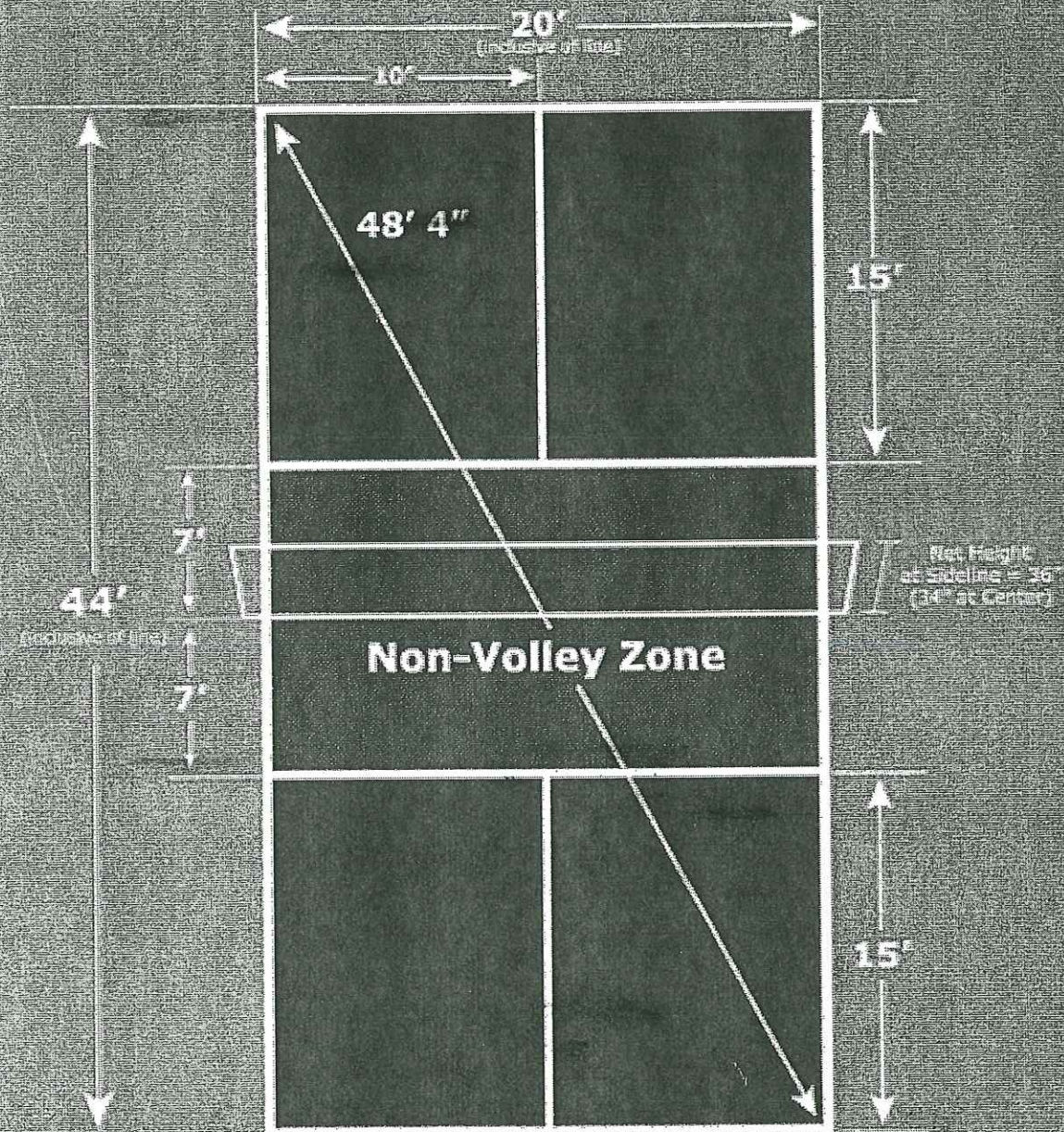
- Texture and Finish Courses - Apply two (2) successive coats of colored, fortified Color Court Systems or Plexipave, or equal, filler coat (sand-filled acrylic color-coating) to the entire prepared area with a broad squeegee according to manufacturer's recommended coverage rates.
- Finished colors will be town's choice of any two (2) from manufacturer's standard colors.
- Lines - Paint a set of 2" regulation lines on each of the pickleball courts.
- Install six (6) sets of official Pickleball ground sleeves, nets and posts for permanent nets, Jaypro line or equal. They must comply with United States of America Pickleball Association standards.
- Pickleball Net Posts - six (6) sets of standard, external wind 3" O. D. pickleball net posts in sleeves and two (2) center anchor pipes will be installed in concrete, approximately 1/2 cubic yard of concrete per net post and one cubic foot of concrete per center anchor pipe.
- Nets - Install six (6) new pickleball nets and (6) six adjustable center straps.
- Install 4'-high chain link fence that separates the three (3) of the courts from the other three (3) courts so balls and participants do not run into each other (see Attachment A). The fence should be 5' from the end line of both sets of courts.



Attachment A



OFFICIAL PICKLEBALL COURT



sports imports

AT THE CENTER OF EVERY CHAMPIONSHIP

