

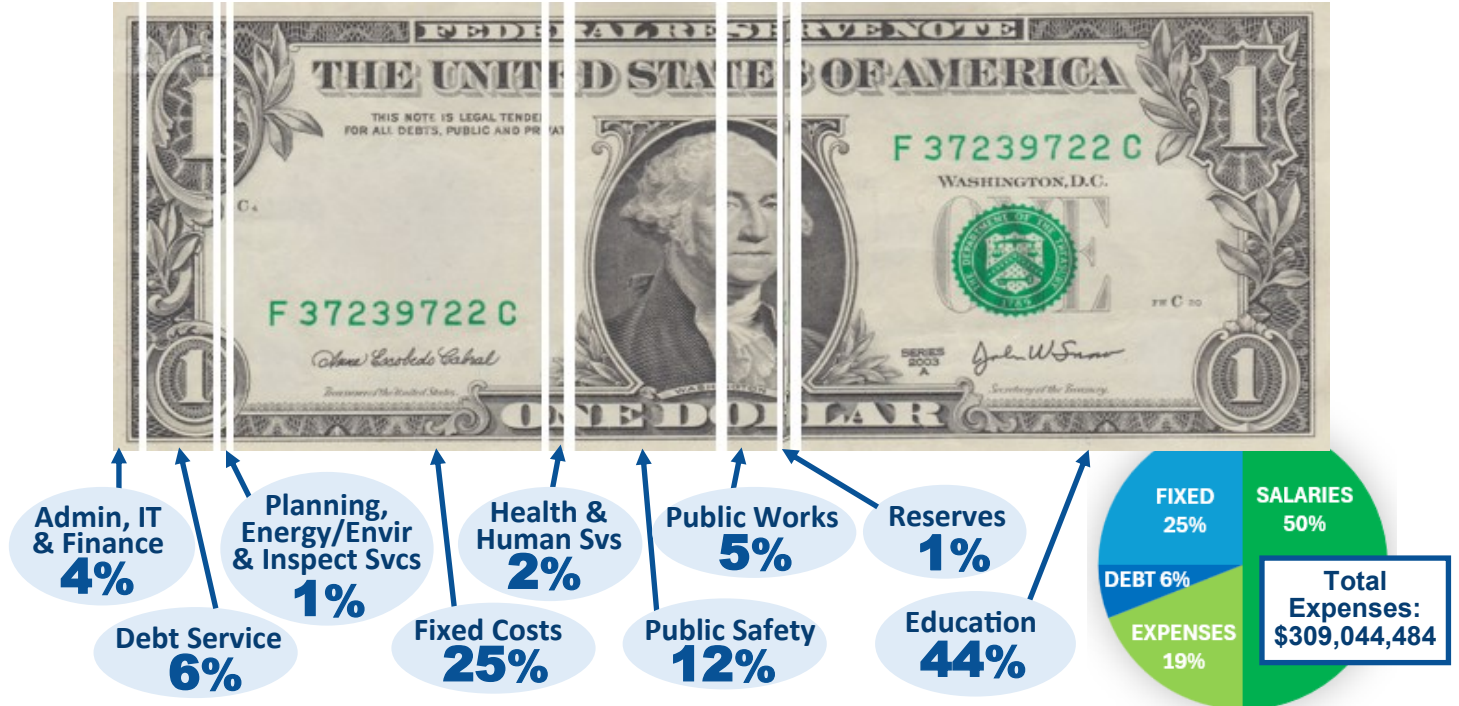
2026

your MUNICIPAL TAX DOLLARS AT WORK in Plymouth!

Where the money comes from:

Property Taxes:	\$240,735,892	78%
State Aid:	\$ 38,114,194	12%
Local Receipts:	\$ 23,402,432	8%
Other & Indirects:	\$ 6,791,967	2%
	\$309,044,484	

How the funds are used (% of total General Fund budget as voted by Town Meeting):



Admin, IT & Finance

Town Manager
Town Clerk
Elections & Town Mtg
Human Resources
Information Technology
Finance
Procurement
Treasurer/Collector
Assessing
State Charges
1749 Court House

Debt Service

Long Term Debt
Long Term Interest
Short Term Debt
Short Term Interest
Miscellaneous Interest
Bond Issuance

Energy & Environmt, Planning & Insp Svcs
Energy & Environment
Planning & Development
Redevelopment
Inspectional Services

Fixed Costs

Salary&FinCom Reserve
Tax Title Foreclosure
Compensated Abs
Snow & Ice
Member Benefits
Pension Contributions
Unemployment Comp
Member Insurance
OPEB Trust Funding
All Town Insurance
Out of District Transp
Medicaid Reimburs

Health & Human Svcs

Public Health
Veterans Services
Center for Active Living
Library
Recreation
Animal Control
Disabilities Commission

Public Safety

Police
Harbor Master
Fire
Emergency Mgt

Public Works

Engineering
Highway
DPW Administration
Building Maintenance
Fleet Maintenance
Solid Waste (GenFund)
Crematory
Cemetery
Parks & Forestry
Roads Stabiliz Fund

Reserves

Overlay Reserve
Facility Stabilization
Nuclear Stabilization

Education

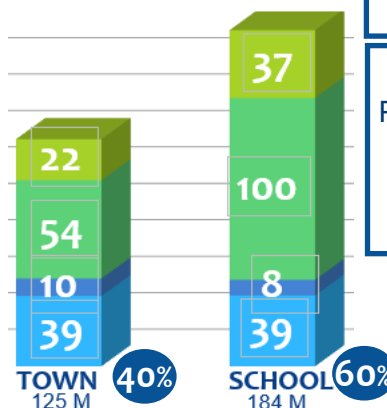
Plymouth Public Schools
& State Charges for:
Charter Schools
School Choice
Special Ed

Taxes are not used for Enterprise Funds:

Sewer o Water
Transfer Station
Airport o Cable

unless a general fund subsidy is voted by Town Meeting

The graph to the right, moves the school portion of debt service & fixed costs that are carried on the town side budget to the school side to give a more accurate illustration of town & school costs



AVERAGE PLYMOUTH HOME 2026 Property Tax Bill

Average house valued at \$615,994

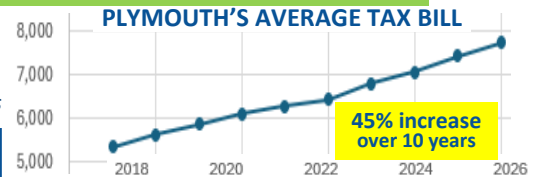
Town's Tax Rate: \$12.55 per \$1,000 of value
(\$615,994 / \$1,000) X \$12.55 =

Taxes \$7,730.73
\$644.23 per month



What you get for \$644.23 per month:

This is a sample of annual town statistics, many services are supplemented by other revenue sources



Administration, IT & Finance

Admin: 3,717 public records requests, 1,676 SeeClickFix reports received 1749 Court House: 6,127 visitors
Town Clerk: 53,000 registered voters, 1,306 birth certificates, 479 marriage intentions, 802 death certificates, 8,562 dog licenses, 476 business certificates, 423 clamming permits
IT: Manage \$7M technology assets, fiber network of 40+ miles connecting 42 municipal locations, 6,500+ employee assistance tickets, cyber awareness training for all town employees with domain access
Finance: Procure 62 capital projects, 38 bids, 106 non-bid contracts, 2,961 purchase orders, payroll processing of 2,700+ employees, AP processing of 38,275 invoices, inspection & values of 31,000+ parcels, collection of 67,316 tax bills, 76,256 MV excise bills, 57,865 utility bills, 8,780 beach stickers, 6,342 transfer station registrations

\$25.77 /mo

Public Safety

Fire & Em Mgt: 7 fire stations, 10 pumper engines, 3 aerial ladders, 1 rescue truck, 8 brush breakers, 3 tankers, 1 military high water vehicle, 7 boats: 14,047 incident responses (31% fire/69% rescue or EMS) including 15,752 fire apparatus responses involving 46,144 personnel, 47 mutual aid responses in other towns, 2,929 permits, 3,429 inspections
Police: 38,536 calls for service, 494 individuals assisted with co-response program successfully connecting 301 to treatment & support services, 4,095 NIBRS offenses, 1,042 state felonies & 750 arrests, 3,498 citations for 4,003 violations, 1,638 firearms license applications
Harbor Master: 4,456 calls for service

\$77.31 /mo

Fixed Costs

4,746 health and dental plans for actives & retirees town & school (includes spouses), Plymouth Retirement System - 920 active members & 889 retirees, average annual retirement allowance \$27,474, system 59.3% funded as of 1/1/2024, unfunded actuarial liability to be paid off in FY2035, OPEB Trust Fund Balance

\$19,226,366

\$161.06/mo

Public Works

Repair & maintain 377+ miles of roads, 105 culverts, 5,200+ catch basins, 180 DPW vehicles, 63 police vehicles, 37 municipal buildings & grounds, 28 sports fields, 29 sports courts, 33 parks, 20 memorial benches, 22 cemeteries, 5 public beaches, 1 splash pad, 30 traffic lights, streetlamps, 5,850+ signs, 118 street opening permits, 240 miles of street sweeping, town tree removal or care, roadside mowing, leaves & other debris cleanup, recycling pick up at schools, solid waste collection at town buildings & grounds, beaches, parks & downtown, snow removal, pothole repair, 137 burials & 856 cremations

\$32.21 /mo

Debt Service

This is your general fund contribution to the capital expansion, to infrastructure improvements and to the future of our town. It includes interest and principal repayment on capital debt. In essence, it is the town's monthly mortgage payment. AA+ bond rating by S&P. Principal outstanding 6/30/25: \$158,863,272 (Town 56%, School 44%)

\$38.65 /mo

Health & Human Services

Health: 2,143 permits, 559 food & 75 pool/camp/tattoo inspections, 416 septic inspections & perc tests, 4,660 pumping records, 367 complaint responses, 2,166 disease surveillance cases
Animal Control: 4,191 calls, 69 dogs & 17 cats taken in
Center for Active Living: 46,233 Meals on Wheels delivered, 9,955 personal birthday calls, 5,015 programs, 3,321 CAL Express riders, 2,477 social outreach assistance provided, 58,530 visitors to CAL, 3,227 CAL Café patrons
Library: 197,229 visits, 27,664 questions answered, 21,331 card holders, 237,443 web visits, 273,254 physical & 161,370 electronic materials circulated, 831 events with 25,363 attendees
Veterans: Outreach & assistance with VA claims, education & health benefits, compensation & pension claims, pre-need burial applications, housing & transportation issues, Chapt. 115 medical, prescription & fuel assistance
Recreation: Supervising 130+ staff, scheduling 28 recreational fields with leagues & schools, 9,500+ daily beach parking passes, 72% of budget dedicated to summer beach operations

\$12.89 /mo

Reserves

Fund balances: Facility Capital Maintenance Stabilization \$7,476,421, Nuclear Mitigation Stabilization \$11,039,929, Overlay \$2,094,067

\$6.44 /mo

Energy & Environment, Planning & Dev, Inspectional Svcs
Energy & Environment: Maintain 5,800 acres of open space, protect water quality & implement sustainability goals
Planning: 3 new subdivisions created with 61 residential units, 9 transfers of development rights created and 30 TDR certificates granted, 18 Form A plans reviewed creating 7 new lots
Inspectional Services: 12,719 permits and 16,192 inspections

\$6.44 /mo

School & Education

See FY26 School Budget Book online

\$283.46/mo

What is the state's average property tax bill?:



Average Single-Family Tax Bill

Data current as of 12/31/2025 9:51:02 AM

State Average Single-Family Tax Bill	State Avg. Single-Family Assessed Value	State Number of Single-Family Parcels	Number of Cities & Towns Included
\$8,123	\$743,192	1,436,271	342